



US00D643844S

(12) **United States Design Patent**
Akana et al.

(10) **Patent No.:** **US D643,844 S**

(45) **Date of Patent:** **** Aug. 23, 2011**

(54) **STAND**

(75) Inventors: **Jody Akana**, San Francisco, CA (US); **Bartley K. Andre**, Menlo Park, CA (US); **Jeremy Bataillou**, San Francisco, CA (US); **Daniel J. Coster**, San Francisco, CA (US); **Daniele De Iuliis**, San Francisco, CA (US); **Evans Hankey**, San Francisco, CA (US); **Richard P. Howarth**, San Francisco, CA (US); **Jonathan P. Ive**, San Francisco, CA (US); **Duncan Robert Kerr**, San Francisco, CA (US); **Shin Nishibori**, Portola Valley, CA (US); **Matthew Dean Rohrbach**, San Francisco, CA (US); **Peter Russell-Clarke**, San Francisco, CA (US); **Christopher J. Stringer**, Woodside, CA (US); **Eugene Antony Whang**, San Francisco, CA (US); **Rico Zorkendorfer**, San Francisco, CA (US)

(73) Assignee: **Apple Inc.**, Cupertino, CA (US)

(**) Term: **14 Years**

(21) Appl. No.: **29/358,997**

(22) Filed: **Apr. 2, 2010**

(51) **LOC (9) Cl.** **08-07**

(52) **U.S. Cl.** **D14/447**

(58) **Field of Classification Search** D14/447, D14/451, 452, 373, 374, 375, 376, 432, 434, D14/439, 448, 457, 126, 127, 129, 203.8, D14/217, 224, 224.1, 238.1, 239, 251, 253; D8/363, 373, 380; D6/406.1, 406.2, 406.3, D6/406.4, 406.5, 406.6, 429, 462; 248/917-924, 248/441.1, 443, 445, 446, 447, 447.1, 453, 248/454, 455, 460, 463, 465.1, 472, 131, 248/150, 155.2, 155.4, 166, 434, 188.6, 346.3, 248/324; 361/679.02, 679.04, 679.06, 679.07, 361/679.09, 679.21, 679.26, 679.27, 679.3, 361/679.55, 379.56; 379/454, 455; 312/223.3

See application file for complete search history.

(56) **References Cited**

U.S. PATENT DOCUMENTS

D96,018 S * 6/1935 Cannon D14/251
(Continued)

FOREIGN PATENT DOCUMENTS

GB 2074848 * 5/1998

OTHER PUBLICATIONS

Ryan Kairer, Palm Touchstone Kit Review, (<http://www.palminfocenter.com/news/9819/palm-touchstone-kit-review>), Jun. 5, 2009.

Primary Examiner — Angela J Lee

(74) *Attorney, Agent, or Firm* — Sterne, Kessler, Goldstein & Fox P.L.L.C.

(57) **CLAIM**

The ornamental design for a stand, as shown and described.

DESCRIPTION

Examples of an electronic device which may be used with the stand is shown and described in U.S. Design patent application Ser. No. 29/353,307, titled "Portable Display Device," filed Jan. 6, 2010, U.S. Design patent application Ser. No. 29/353,311, titled "Portable Display Device," filed Jan. 6, 2010, or U.S. Design patent application Ser. No. 29/354,599, titled "Portable Display Device," filed Jan. 26, 2010.

FIG. 1 is a top front perspective view of a stand showing our new design;

FIG. 2 is a bottom rear perspective view thereof;

FIG. 3 is a top plan view thereof;

FIG. 4 is a bottom plan view thereof;

FIG. 5 is a front view thereof;

FIG. 6 is a rear view thereof;

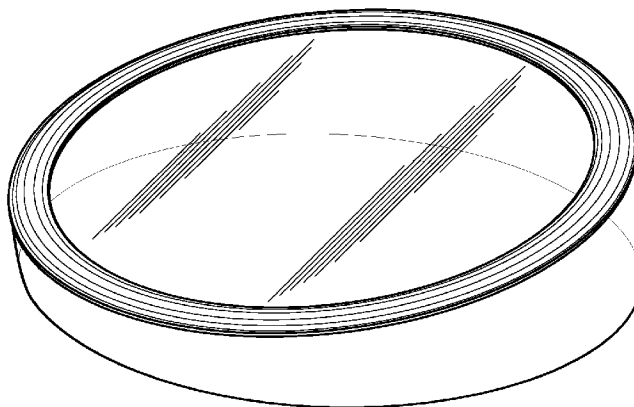
FIG. 7 is a left view thereof; and,

FIG. 8 is a right view thereof.

FIGS. 1 through 8 show a stand, the body of which is transparent.

The broken lines in the Figures show portions of the stand which form no part of the claimed design.

1 Claim, 4 Drawing Sheets



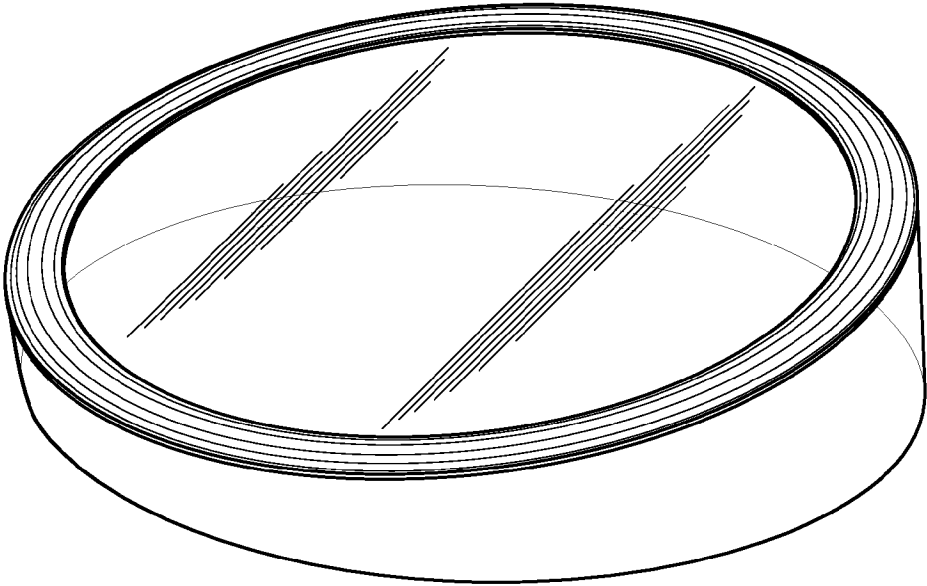


FIG. 1

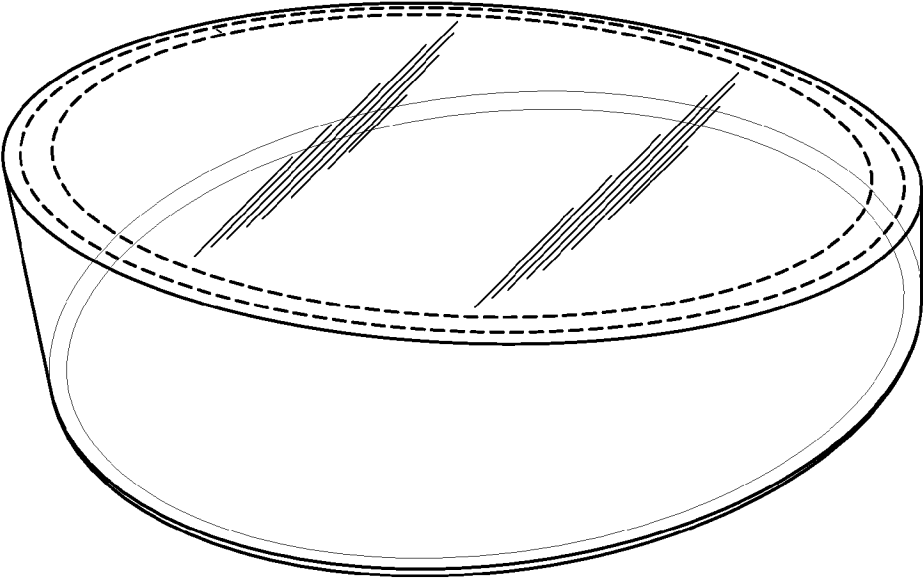


FIG. 2




FIG. 3




FIG. 4

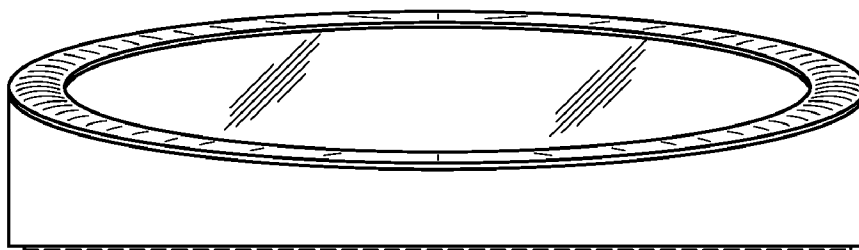


FIG. 5

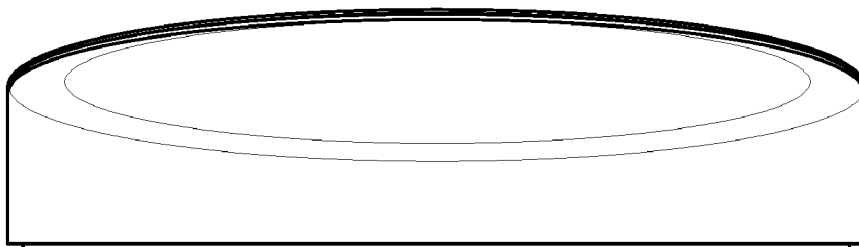


FIG. 6

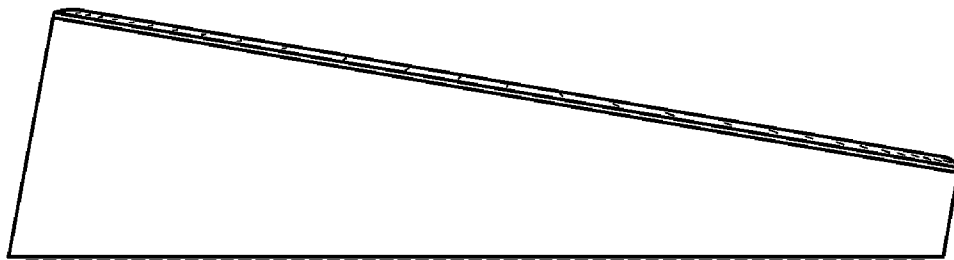


FIG. 7

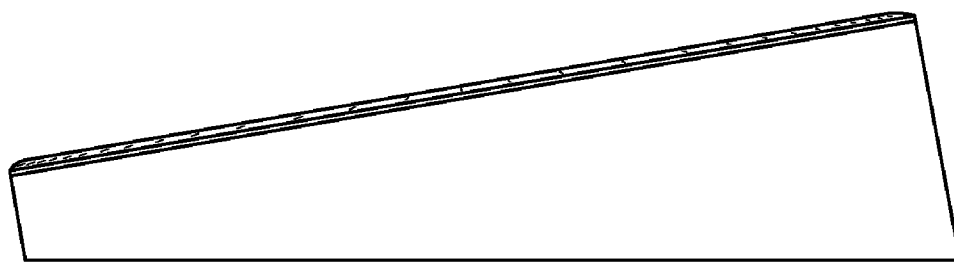


FIG. 8